

Test Results and NCLB

Where have we been?

Where are we now?

Where are we going?

Where have we
been?

When did tests become so important?

- Public Law 107-110 was signed into law by President Bush on January 8, 2002.
- It is nicknamed “No Child Left Behind” (NCLB)

Goals of NCLB

- 100% reading and math proficiency for all students in 12 years.
- By 2014, all students will be proficient in reading by the end of 3rd grade.
- All limited English proficient students will become proficient in English.
- By 2005-06, all students will be taught by highly qualified teachers.
- All students will be educated in safe, drug-free schools.
- All students will graduate from high school.

Adequate Yearly Progress (AYP)

Illinois has 3 factors for measuring AYP:

1. 95% participation rate in state testing including subgroups.
2. Reach the 47.5% target in 2006 with 7.5% improvement in subsequent years in Reading and Math.
3. Reach target for one other indicator.
 - A. Attendance Rate
(88% in 2003 – 92% in 2014)
 - B. Graduation Rate
(High Schools only 65% - 85%)

Stipulations

- For schools not making AYP solely because the IEP subgroup fails to have 47.5 percent Meeting/Exceeding standards, a percentage will be added.
- Other formulas will be applied for subgroups not making the minimum percentage.

AYP must be met in all subgroups

States set their own subgroup size –

Illinois – 45

Maryland - 5

Texas – 200

Some states also set higher limits for
IEP/ Disabled categories.

What are the subgroups required by NCLB?

- Low Income
- Limited English
- Disabilities (IEP / 504)
- White
- Black
- Hispanic
- Asian / Pacific Islander
- Native American
- Multiracial

What happens if AYP isn't met?

- 2 consecutive years – school is placed on **Academic Early Warning Status List**
- 4 consecutive years – schools are placed on **Academic Watch List**

One or more of the following “corrective” actions must be taken:

- replacing staff
- adopt a new curriculum
- extending school year
- appoint a consultant
- decrease management authority
- offer school choice
- 30% of new money to be spent on school improvement

- 5 or more years of failing to meet AYP will be “restructured” by:
 - a state takeover
 - switch to a charter school
 - replacement of staff

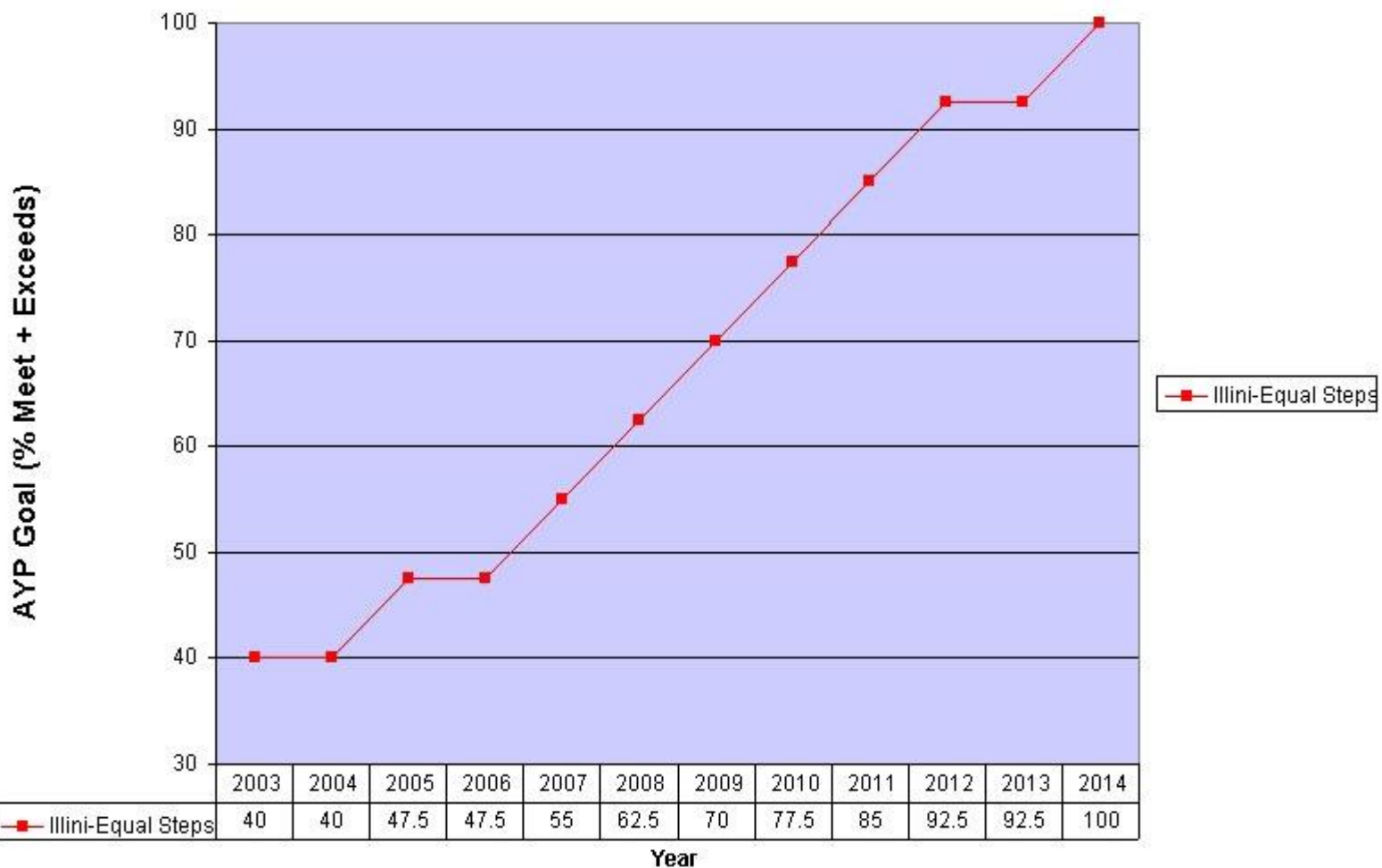
Not making AYP!

- On the Illinois State Board of Education list for 2005, 959 schools are on the Academic Early Warning List or the Academic Watch List.
- 40 schools were removed from the 2004 list because they made AYP.

Illinois Equal Steps

- Each state established the AYP goals for their schools.
- The goals are the percentage of students who meet or exceeds on the state test.
- The goals increase until 2014 when all students are expected to meet or exceed.
- The percentage on the graph are the total of the meets and exceed percentages.

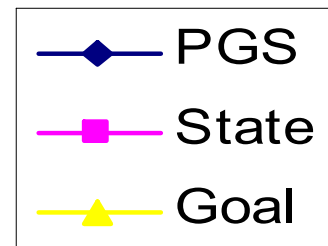
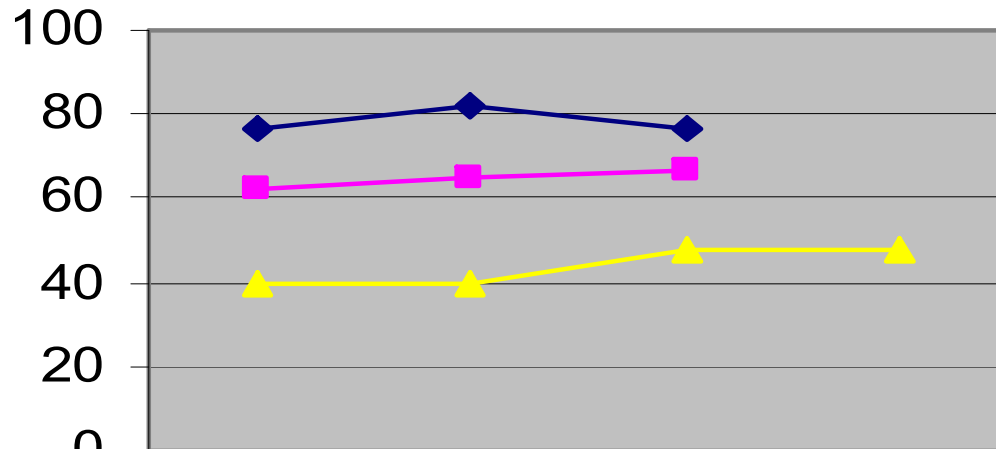
Equal Steps 7.5% Model



Where are we now?

Reading Third Grade

Percent Meets/Exceeds

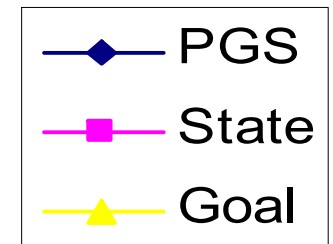
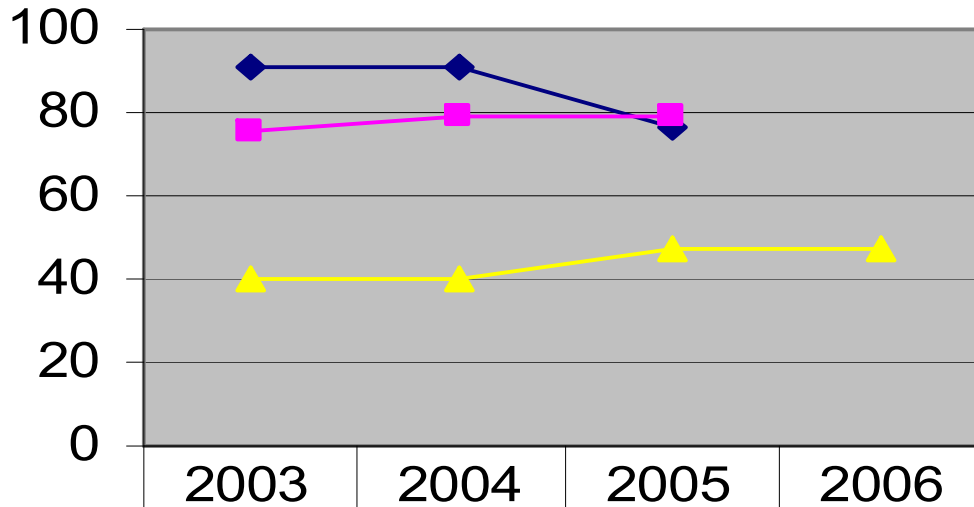





	2003	2004	2005	2006
—◆— PGS	76.2	81.8	76.3	
—■— State	62.0	65.0	66.6	
—▲— Goal	40.0	40.0	47.5	47.5

Years

Mathematics Third Grade

Percent Meets/Exceeds

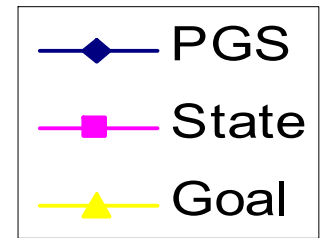
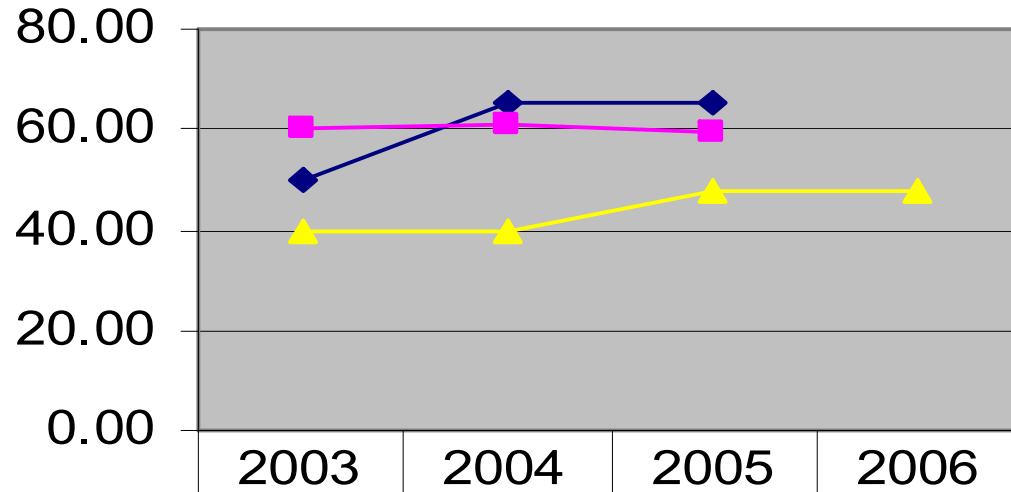


 PGS	90.5	90.9	76.3	
 State	75.7	79.2	79.2	
 Goal	40.0	40.0	47.5	47.5

Years

Reading Fifth Grade

Percent Meets/Exceeds

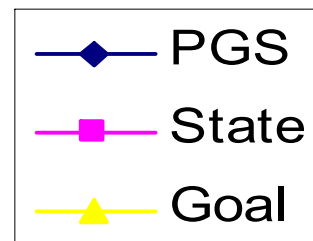
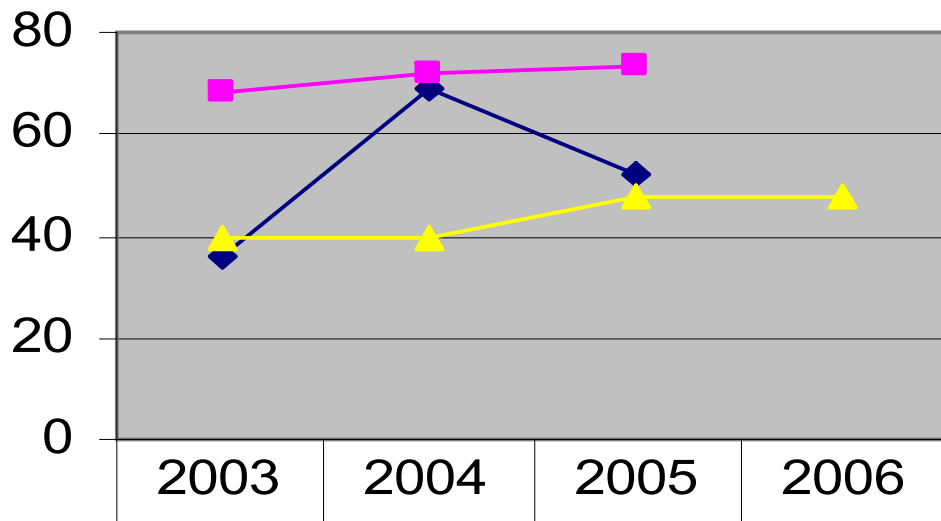


PGS	50.00	65.4	65.2	
State	60.0	60.9	59.8	
Goal	40.0	40.0	47.5	47.5

Years

Mathematics Fifth Grade

Percent Meets/Exceeds

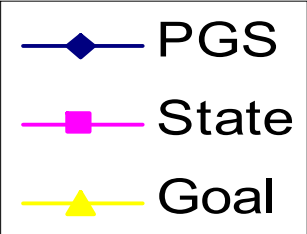
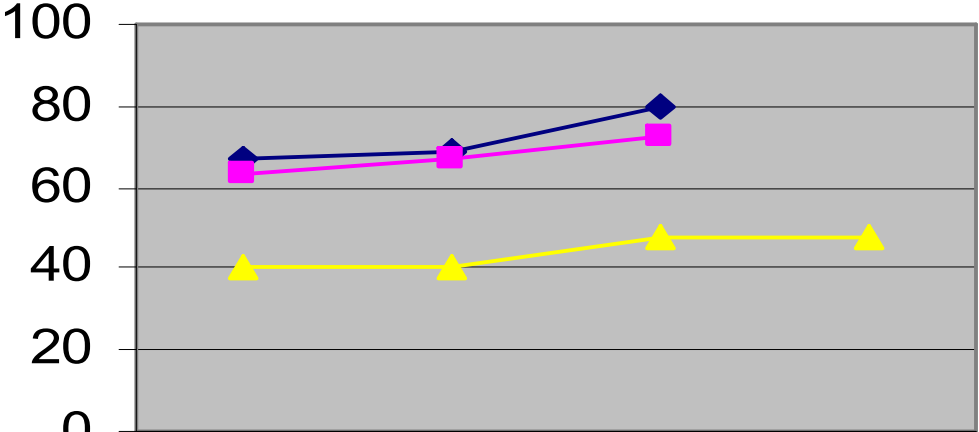


—◆— PGS	35.7	69.2	52.2	
—■— State	68.3	71.8	73.1	
—▲— Goal	40.0	40.0	47.5	47.5

Year

Reading Eighth Grade

Percent Meets/Exceeds

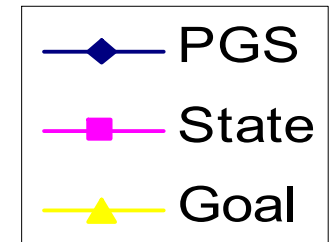
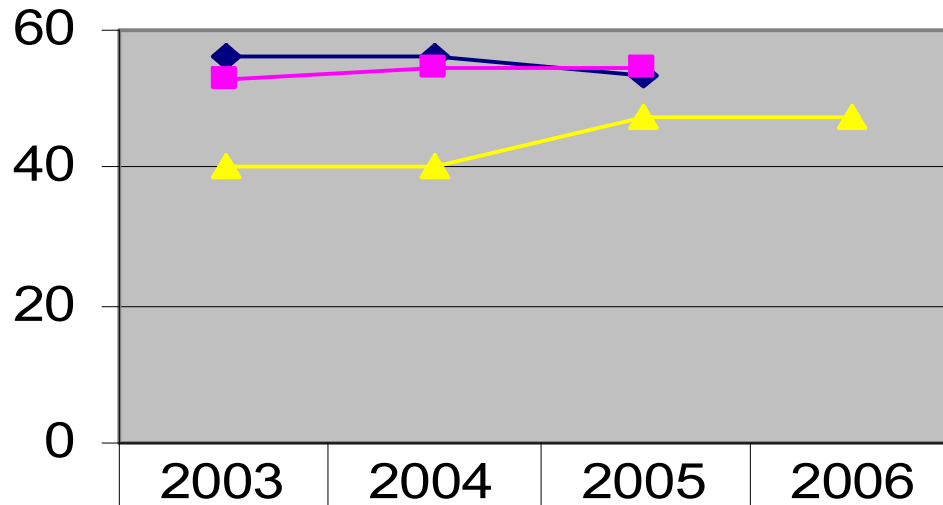


	2003	2004	2005	2006
PGS	66.7	68.8	80.0	
State	63.7	67.1	72.7	
Goal	40.0	40.0	47.5	47.5

Year

Mathematics Eighth Grade

Percent Meets/Exceeds

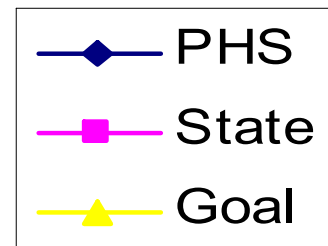
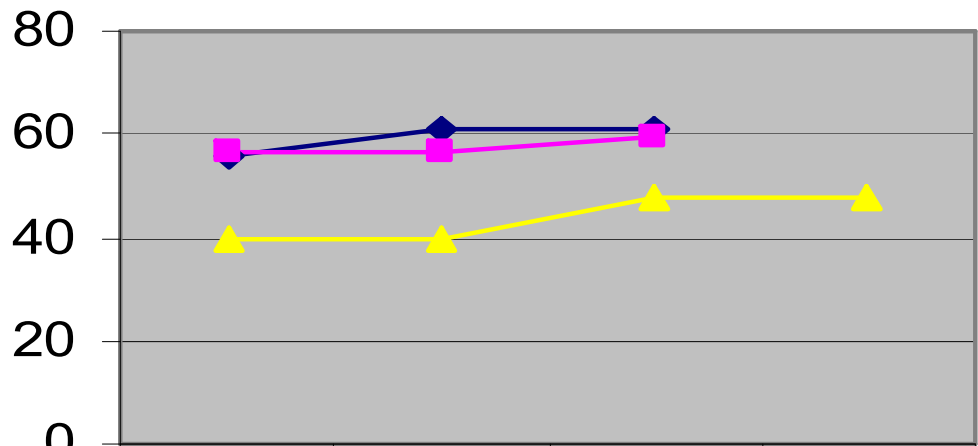


◆ PGS	56.4	56.3	53.3	
■ State	53.1	54.4	54.3	
▲ Goal	40.0	40.0	47.5	47.5

Year

Reading Eleventh Grade

Percent Meets/Exceeds

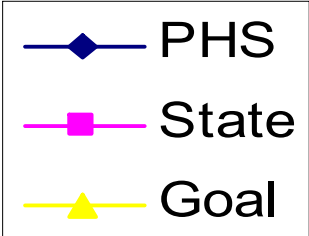
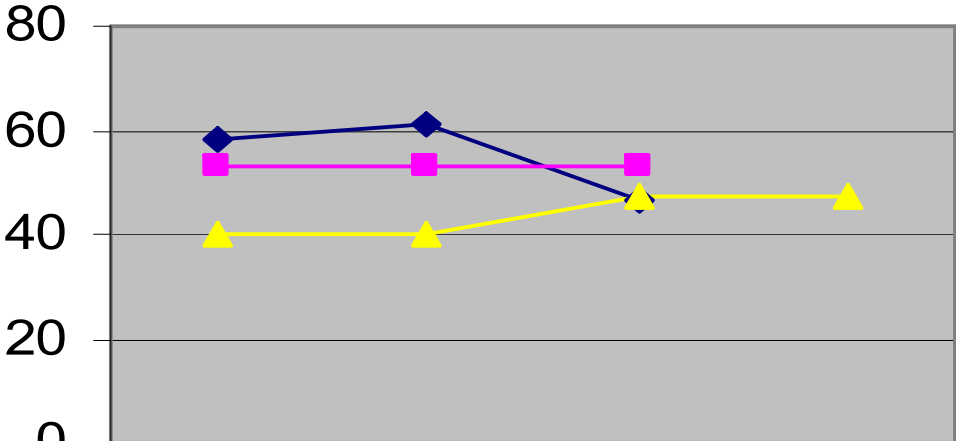


	2003	2004	2005	2006
◆ PHS	55.6	60.9	60.7	
■ State	56.4	56.8	59.5	
▲ Goal	40.0	40.0	47.5	47.5

Year

Mathematics Eleventh Grade

Percent Meets/Exceeds



	1	2	3	4
◆ PHS	58.3	60.9	46.4	
■ State	53.3	53.1	52.8	
▲ Goal	40.0	40.0	47.5	47.5

Year

Where do we go
from here?

How do we improve our scores?

- The school improvement team
- Workshops and conferences
- Parental involvement
- Teach all students to the best of their abilities.
- Promote longitudinal studies rather than snapshot of student abilities.

Do not lose control of your schools!

- Contact political leaders
 - NCLB is to be reissued in 2006-2007
 - We must work to put the education of our children under the control of the local school board.

**The Honorable Barak Obama
Senator**

**Dirksen Senate Office Building SD-B40
Washington, D.C. 20510**

**The Honorable Dick Durbin
Senator**

**332 Dirksen Senate Office Building
Washington, D.C. 20515**

**The Honorable Tim Johnson
Representative
1229 Longworth House Office Building
Washington, D.C. 20515**

The Palestine
Faculty and Staff are
proud to work with
the children of our
community.

We will continue to
provide the best
~~education possible~~
for our students.